




**Daily Activities**

- Storytime: read with your child and let us know what you read in their scrapbook or on Tapestry. The Oxford Owl website (<https://www.oxfordowl.co.uk/for-home/find-a-book/library-page/>) has some wordless reading books that can be accessed online for free.
- Practise spelling or writing your name
- Travel to Tokyo Challenge

**Challenges**

Of the challenges below, choose two per day, in any order. These should be completed in your home learning scrapbook or uploaded onto Tapestry. You can work independently or with a family member. One point will be awarded for each complete task. Tasks in bold will be awarded two points. Bonus points will be awarded for creativity, effort and presentation.

If you wish to make up additional tasks of your own, bonus points will again be rewarded.

<p><b>Using an old cereal box create your own underwater scene and hang the fish using string. Extra point if you can make your fish move!</b></p> 	<p>This week's theme for your window display is anything you like! Will you add your favourite animal? Maybe a picture of your house? How about a dinosaur stomping under the rainbow? Its up to you 😊</p>	<p>Make up a silly sentences using alliteration. eg Silly Susan sat on a sticky seat, fast Freddie fed four ferrets Can they hear the initial sound being used?</p>	<p>Using natural objects make a self-portrait! Take a picture of it on your own.</p> 
<p>Take a handful of a small treats eg chocolate buttons, raisins, cut fruit, cheerios. Can your child estimate how many there are? Why did they choose that amount? Count them to check their answer. They can eat them if their estimate was close!</p>	<p>Play the top marks game 'The Painting Game' where you match the picture to the correct initial sound <a href="http://www.literactive.com/Download/live.asp?swf=story_files/easel_US.swf">http://www.literactive.com/Download/live.asp?swf=story_files/easel_US.swf</a> You could create your own using objects in your house.</p>	<p>Using chalk outside or large paper inside draw a simple road design. Encourage your child to add other details from the street (house, shop, bus stop..)</p>	<p><b>Create a game of skittles using 10 empty bottles. Take turns trying to knock the bottles over. Can you count how many skittles you have knocked down? How many more you need to knock down?</b></p>
<p><b>Use a stopwatch, sand timer or clock to time 1 minute. See how many jumps, star jumps, hops or other actions each person can do before the time runs out. Who can do the most?</b></p>	<p>Collect some rocks and paint them however you like. You may want to turn it into a rock pet with eyes and hair or add a colourful pattern. Hide them on your daily walk for others to find!</p> 	<p><b>Make a kite using straws and paper or even a plastic bag. Take it outside on a breezy day and fly it! I wonder whose kite will fly the highest.</b></p>	<p>Practise your cutting skills. Practise cutting old paper, playdough, straws, soft food like a banana. Remember to keep your thumb pointing up!</p>

**This week's scavenger hunt challenge: how many objects can you find that are wooden?**