

Home Learning Projects





Class: Seahorses and Jellyfish (Reception)

Daily Activities

- Daily Reading: Please record your child's reading in their reading record as usual.
- Daily phonics lessons online (see letter)
- Practise spelling/writing tricky words (a few each day)
- Practise of letter and number formation
- Purple Mash activities
- Travel to Tokyo Challenge
- Practise recognition of digraphs and trigraphs already taught – say the sound (phoneme) when shown the letters (graphemes) <https://www.youtube.com/watch?v=SKf8coVCLwA>

Week 7 Challenges

Of the challenges below, choose two per day, in any order. These should be completed in your home-learning scrapbook or uploaded onto Tapestry. You can work independently or with a family member.

<p>Practise reading your tricky words by playing, 'Hot Lava.' Put tricky word cards on the floor, jump to the phoneme your adult shouts out, without landing in the lava!</p>	<p>Fancy a change of exercise this week? See the resources section to try out 'Wildlife Yoga.'</p>	<p>Capture a rainbow in photographs.</p> 	<p>Choose a rhyme to learn from My Minibeast Nursery Rhymes in the resources section. Film yourself performing it and send it to a friend.</p>
<p>Design and prepare a healthy snack, turning it into a minibeast.</p> 	<p>This week is Mental Health Awareness Week and the focus for this year is kindness. Use our kindness bingo board to spread some smiles.</p>	 <p>Investigate light and dark by creating your own Minibeast shadow puppets.</p>	 <p>Use natural resources to create images of different minibeasts.</p>
<p>Minibeast Fact File</p> <p>Using books, the internet, or your own knowledge - research your favourite minibeast and create a fun fact file to share with us.</p>	<p>Sign up for 30 days wild! It officially begins in June, but you can get the resources straight away.</p> <p>https://action.wildlifetrusts.org/page/57739/petition/1?locale=en-GB</p>	<p>Create a rhyming flower. Make a flower using craft resources, choose a word to go in the centre of your flower, then write down rhyming words on each petal that rhyme with that word. You could then make a whole bouquet by the end of the week!</p>	<p>Play 'Roll it, spell it.' Stick digraphs & trigraphs onto a dice- E.g. igh ur ai. Then create a game board with pictures on that include these phonemes. Roll your dice, see what you land on, spell a word containing that phoneme.</p>

This week's scavenger hunt challenge: how many objects can you find that are *bumpy*?